



2011



2011 Entering Class Profile

[Close all](#)

Admissions Summary



- Number applying in 2011: 5,267 (2% increase from 2010)
- Number interviewed: 713 (13.5% of application pool)
- Number of students in the class: 170
- Class average GPA: 3.78 (Range 3.11 - 4.00)
- Class average MCAT: 11.72 (Range 8.33 - 14.33)

Class Composition

Female		48.2%
Male		51.8%

- MSTP students: 12
- Maxillofacial Surgery Program students: 3
- Under-represented in medicine: 20 (11.76%)
- Average age: 23.2 (Range 21-36)

Class Geography

Michigan residents		47.1%
Non-residents		52.9%












- Number of states represented: 27
 - California: 19
 - Ohio: 9
 - Illinois, New York, Minnesota: 6

- Pennsylvania: 5

Undergraduate Colleges Attended

- MI institutions represented: 11
- University of Michigan: 49
- UC-Berkeley: 7
- Notre Dame & Washington University-St. Louis: 6
- Dartmouth & Kalamazoo: 5
- Brown & Stanford: 4

College Field of Study

Biology & Biomedical	 47.1%
Chemistry/Biochemistry	 18.8%
Behavioral & Social Science	 11.8%
Engineering	 7.1%
History & Language	 3.5%
Other	 2.9%
Health Science	 2.4%
Government & Political Science	 2.4%
Business/Economics	 1.8%
Physics	 1.8%
Foreign Language	 .6%